




# WANTED

## GREAT RUN MASCOT

---




---

**who am *i*?**

---

# Step 1 - Planning

Think about the event that you are creating a mascot for. Write in the box some words that you think of when you think of a Great Run event. Consider what you see, who is there and how it makes you feel. Maybe ask an adult if you can use the internet do to some research!



# Step 2 - Planning

Use these words to think about your mascot's character. What are they like?  
What are their hobbies?

**What are they like?**

**What are their hobbies?**

# Step 3 - Planning

Write down 4 names that your mascot might be called. Remember to use your notes above to inform your thinking!

**Name 1**

**Name 2**

**Name 3**

**Name 4**


# Step 4

## Creating Your Character

Use the box below to plan out how your mascot will look! Consider their size, shape and colour. Will they have an outfit or a uniform?

### Size and shape

### Colours - Colour in the boxes with your choices



### What will they wear?

### About your character - E.g Where do they live? What do they eat?

---

---

---

---

---

---

---

Once completed, please submit this form to [mascot@greatrun.org](mailto:mascot@greatrun.org)

# Step 4

## Creating Your Character

Use your plan to create your final design!

**I am called -**

**Draw your character -**

**Once completed, please submit this form to [mascot@greatrun.org](mailto:mascot@greatrun.org)**

# Details

To be completed by Parent/Guardian:

**Entrants name -**

**Entrants date of birth -**

**Address -**

---

---

---

**Postcode -**

**Parent/Guardian's Name -**

**Contact telephone number -**

**I confirm I have read the terms and conditions of the Great Run mascot competition and have given permission for the above entrant to participate.**

**Once completed, please submit this form to [mascot@greatrun.org](mailto:mascot@greatrun.org)**